

LCC Modelling System

B 00-08 Bundle: small single track engine shed with round windows

Bundle contains:

- 1x LCC 00-00
- 1x LCC 00-01
- 1x LCC 00-02
- 1x LCC 00-06A
- 1x LCC 00-06B
- 1x LCC 00-09
- 2x LCC 00-13
- 2x LCC 04-00
- 2x LCC 04-02
- 2x LCC 04-03
- 8x LCC 04-06
- 2x LCC 04-08
- 2x LCC 04-09
- 3x LCC 04-10
- 6x LCC 04-11
- 2x LCC 04-12
- 2x LCC 04-13
- 2x LCC 04-14
- 2x LCC 04-15
- 2x LCC 04-16
- 2x LCC 04-17
- 8x LCC 04-49

This kit includes elements which can be used to assemble a small engine shed.

Footprint:

Width: 79mm

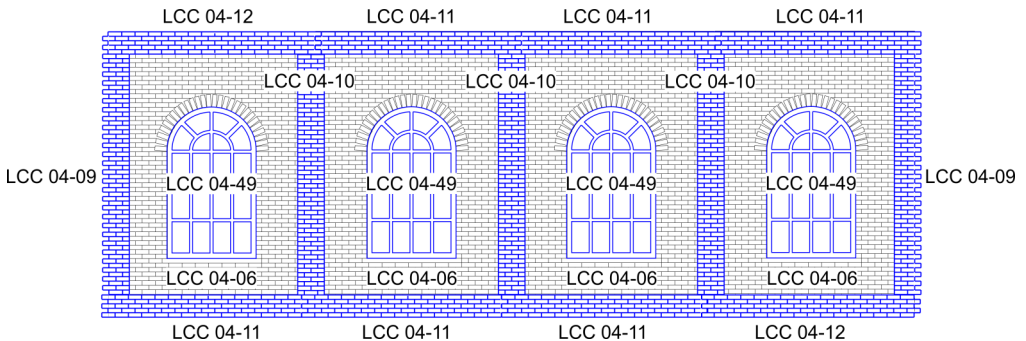
Length: 184mm

For more instruction go to manual which you can download from our website www.lcut.co.uk

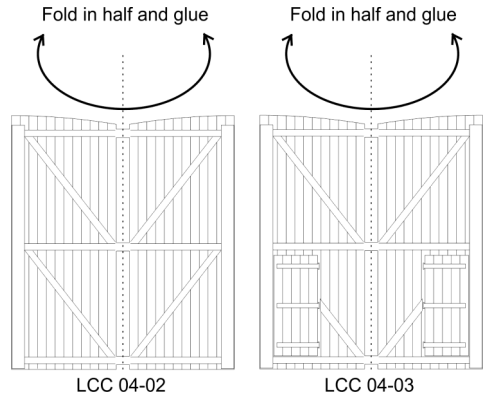
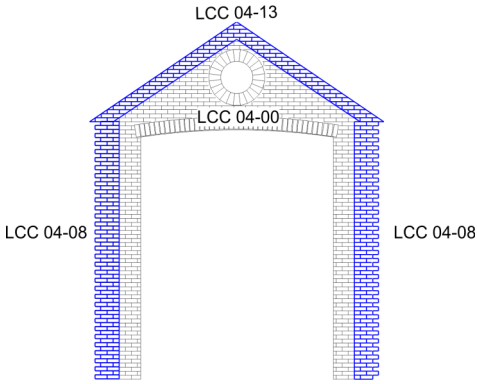
All drawings are not in scale.

LCC Modelling System is flexible and you can make easy modification. Please visit our website at www.lcut.co.uk to shop for additional LCC elements.

SIDE ELEVATIONS



DOOR ELEVATIONS



ROOF ASSEMBLY

